

Living at ARROWHEAD

Fall/Winter Edition



Arrowhead Improvements Association, Inc.

Table of Contents

Welcome to Arrowhead in Gunnison Country	4
IMPORTANT PHONE NUMBERS	4
Things to do in Arrowhead	5
Arrowhead Volunteer Fire Department.....	5
Potluck Suppers at the Firehouse	5
Community Night at the Arrowhead Mountain Lodge	5
Arrowhead Snowmobile Club	5
Cross Country Skiing & Nordic Track	6
Holiday Parade of Lights	6
Annual Snowshoe Golf Tournament	6
Arrowhead Board of Directors Meetings	6
Living with the Winter Critters	7
Know Your Winter Wildlife Patterns.....	7
Winter Bird Feeding	7
Hiking & Biking in Wild Animal Country.....	7
If You Meet a Mountain Lion	7
Winter Life at Arrowhead	8
Arrowhead Patrol	8
Vehicles	8
Guests	9
Winter Parking Lot Use	9
Snowmobile Safety Tips.....	10
Road Safety	11
Running Driveways (Breaking Trail to Your Property)	11
Mud Season.....	11
Design Review Committee (DRC)	12
Property Safety	12
Outdoor Fire Pits	12
Fireplaces and Wood Burning Stoves	12
Detectors in Your Home	12
Available Services.....	13
Fuel Service	13
Garbage Service	13
Forest Refuse Site (<i>formally the No Stump Dump</i>).....	13
Home Heating	14
Electricity.....	14
Phone & Internet Service.....	14
Water Service.....	14
Septic Tank Maintenance	14
Winterizing Your Property	15
Winterize Your Vehicle	15
Preparing Your Cabin for Winter	15
Plumbing	15
Insulate Your Exposed Pipes	16
Seasonal Shut-Off.....	16
Avoid Freezing of Pipes	16



Chimney and Fireplace Maintenance	16
Additional Suggestions	16
Arrowhead Volunteer Fire Department	16
Volunteers are Always Needed	17
Call 911 To Report Any Emergency	17
Mountain Evacuation	17
Door-to-Door	18
Address Marker Signs	18
What You Can Do To Assist In An Evacuation	18
Email Notifications	18
What To Do For Hypothermia and/or Frost Bite	19
Welcome to our Cabin Form	21
Medical Information for First Responders.....	22
VIAL OF LIFE Medical Information Form.....	23
VIAL OF LIFE Decals.....	24
Arrowhead Business & Services Directory	25
Owner Information Quick Guide	26
Winter Parking Lot Map & Instructions.....	27
Arrowhead Subdivision Map	28



The information posted in this Arrowhead Improvements Association, Inc. (the AIA HOA) "Living In Arrowhead" publication and the AIA website (arrowhead1.org), is intended to provide general knowledge that may be of interest to the Association members and their guests. The Arrowhead Improvements Association, does not warrant the accuracy of page(s) and webpages(s) that are provided by the Arrowhead Fire Protection District (the AFPD). The AIA HOA disclaims any liability whatsoever in connection with the AFPD information that appears in this publication and is not its author. AIA HOA is not responsible for, and does not undertake any duty to provide owners with up-to-date fire restriction information. Please contact AFPD for the most current information.







Terrell Wolkart, October 2023

Welcome to Arrowhead in Gunnison Country

Arrowhead has been greeting homeowners, campers and recreational users alike to this spectacular mountain community since its beginnings in 1973.

This Fall/Winter Living booklet; in addition to our seasonal **Spring/Summer Living publication**, is designed to give property owners information about our year-round community and nearby amenities. Both publications are designed to be handy guides and references. Please note, these booklets and other publications do NOT take the place of the Arrowhead **Covenants, Regulations** or any other official AIA **governing documents**. This Fall/Winter 2024 version and the Spring/Summer Living at Arrowhead version supersedes all previous Arrowhead Awareness or Living In Arrowhead booklets.



All of the **governing documents** can be found on the **Arrowhead website**: www.arrowhead1.org, along with additional information for your use. Furthermore, the **Smoke Signals**, the official online newsletter of the Arrowhead Improvements Association is published 6-times a year and can only be accessed from the **Arrowhead website**. For instant information you can always check out the **Arrowhead in Colorado (AIA) Facebook page**. <https://www.facebook.com/ArrowheadImprovementsAssociation.AIA/> 



For up to the minute notices and urgent messages, sign up for the **AIA Email Blast Listing** by completing the **online email request form**.



IMPORTANT PHONE NUMBERS

Please keep these numbers handy. Should these phone numbers change, please refer to the AIA website for any changes: www.arrowhead1.org

Emergency Fire and Medical

CALL 911 (Gunnison)

Arrowhead Firehouse

(970) 862-8330

Arrowhead Patrol (phone or text)

(970) 209-6335

Arrowhead Improvements Association Business Office

(970) 862-8240

P. O. Box 68, Cimarron, CO 81220

For additional updated contact information, visit our **Contact Us** webpage at: <https://www.arrowhead1.org/contact-us>

Utilities:

Evergreen Lake Water Company (separate business entity from the HOA)

Office: (970) 862-8204

Emergency: (970) 862-8211

Gunnison County Electric Assoc. (including reporting power outages)

(970) 641-3520

**Nucla-Naturita Telephone
& Internet Company**
Arrowhead: (970) 862-9101
Primary: (970) 864-7335





WINTER THINGS TO DO IN ARROWHEAD

The Fall and Winter is such a beautiful time of year at Arrowhead!! Although many people like to snuggle up with a good book, sit by a cozy fire and a sip a soothing cup of hot chocolate, there are lots of other cold weather activities to enjoy during the fall color change and/or the snowy winter wonderland.

Just check the [Calendar](#) on the Arrowhead website for dates and times of certain meetings and events.

Here are just a few community fall and winter happenings at Arrowhead:

- ❖ Arrowhead Volunteer Fire Department
- ❖ Potluck suppers at the Firehouse
- ❖ Community Night at the Arrowhead Mountain Lodge
- ❖ Snowmobile Club: Up Country Trail rides, Moonlight Rides & Annual Poker Run
- ❖ Cross Country Skiing and Nordic Track
- ❖ Holiday Parade of Lights
- ❖ Snowshoe Golf Tournament
- ❖ Arrowhead Improvements Association Board of Directors meetings

COMMUNITY POTLUCK AT THE FIREHOUSE

Held year round, weekly on Tuesdays, Community Potluck is a favorite with Arrowhead owners. The potluck meal begins at 6:00 PM with a Happy Hour starting at 5:00 PM, featuring bring-your-own-bottle and a dish to share. Following the meal, many owners stay for cards and/or Dominoes. Occasionally there is a "special potluck" which can include dishes with a particular theme such as Italian, German, Mexican and so forth.

COMMUNITY NIGHT AT THE ARROWHEAD MOUNTAIN LODGE

Arrowhead owners and their guests particularly enjoy Community Night at the [Lodge](#) where the regular menu includes a special meal and dessert for all diners. It's a weekly opportunity to get together for camaraderie and fun. Reservations may be required; check with the Lodge: 970-862-8206



ARROWHEAD SNOWMOBILE CLUB




The Arrowhead Snowmobile Club's (ASC) promotes and manages safe and fun snowmobiling on nearly 40 miles of up-country groomed trails for the Colorado Snowmobile Association, as well as promote safe and fun snowmobiling within Arrowhead's private filing road system. The Annual Poker Run event helps support the Arrowhead Snowmobile Club to continue their efforts to maintain and promote safe riding on the Alpine Plateau. To get more information about up country trail riding and moonlight campfire rides, visit the Arrowhead Snowmobile Club's website: <https://www.arrowheadsnowmobile.org/>



Barrie Riddoch, Feb 2013



CROSS COUNTRY SKIING & NORDIC TRACK



Courtesy of the Arrowhead Mountain Lodge, there is a maintained Nordic ski track for members of the community and their guests to enjoy. Please **DO NOT USE snowmobile and tracked vehicles on the Nordic track!!** Residents and guests must comply with signs and barriers around the groomed track.

Arrowhead roads are also good areas for skate skiing as well as classic skiing. Watch for road grooming equipment and snowmobiles and step off the road to allow these vehicles to pass.

HOLIDAY PARADE OF LIGHTS



During the Fall season before the snow flies, folks begin thinking about how they are going to decorate their cabin for the Community Parade of Lights. The Parade of Lights is the highlight of the Arrowhead holiday season. So, don't forget to put the Annual Parade of Lights on your holiday calendar!



ANNUAL SNOWSHOE GOLF TOURNAMENT



The Annual Snowshoe Tournament & Chili or Soup Cook Off is a winter fundraiser supporting the Arrowhead Volunteer Fire Department. It's always a good time hitting the wiffle ball in the SNOW. Irons and golf balls are provided for those who don't have them.

ARROWHEAD BOARD OF DIRECTORS MEETINGS

The Board of Directors for the Arrowhead Improvements Association meet on a regularly scheduled basis and these meetings are open to all Arrowhead owners. Come learn what is going on in the community and keep abreast of local concerns and issues. The schedule of board meetings is posted on the Arrowhead website, under the Meeting Agenda, Minutes & Schedule webpage:

<https://www.arrowhead1.org/agendas-minutes-meeting-info>



Mary Cockes, Dec 2018





LIVING WITH THE WINTER CRITTERS



Living in Arrowhead can be compared to living in a wildlife refuge. Since no hunting is allowed, many animals roam freely in our woodlands. Mule deer, elk, marmots, chipmunks, squirrels, snowshoe rabbits, pine martens, fox, bobcats, grouse, porcupines, coyotes, western birds, mountain lions and black bears are most commonly seen. But, what happens when winter hits and the landscape changes?

KNOW YOUR WINTER WILDLIFE PATTERNS

Animals behave differently when the seasons change. Some species disappear to hibernate, while others move around as they follow instinctive migratory patterns. Before you go looking for specific wildlife, it's important to know how winter changes their daily habits.

As the snow deepens in the high country the animals move to wintering grounds in lower elevations and valley bottoms. Animals you can see in winter include moose, deer, and furbearers such as marten, ermine and perhaps a rare glimpse of bobcat or cougar. Birds abound in this icy wonderland—jays, woodpeckers, chickadees, nuthatches, owls and wild turkeys.



WINTER BIRD FEEDING



Feeding birds is probably one of the most popular wildlife related activities in Colorado during the winter months. Anyone can participate and learn about the various birds that winter here. However, there are some things to watch out for when you start feeding birds



HIKING AND RECREATING IN WILD ANIMAL COUNTRY

1. Walking at dawn or dusk increases the chances of meeting predators.
2. Make noise to reduce the likelihood of surprising mountain lions and other predators. Talk, sing, whistle or wear a bell.
3. Do not carry food.
4. Leave dogs at home or keep them on a leash. Carry a walking stick.
5. Keep children close to an adult.
6. Coyotes and mountain lions are not the only danger.



IF YOU MEET A MOUNTAIN LION



Photo by Stev -Mckinzie

1. **Do not run. Do not turn your back.** Stop, talk firmly and calmly. Back slowly away.
2. **Try to appear larger than you are.** Slowly raise and wave your arms to convince the mountain lion that you are not prey.
3. **Fight back if the lion becomes aggressive.** Throw stones, sticks and stand tall.

Attacks by black bears and mountain lions are uncommon. However, with the increase of food sources their presence and the possibility of confrontations are increased. To keep the Arrowhead community safe, it is important that **everyone** practice appropriate preventative measures. For more information or to report a problem, contact Arrowhead Patrol or the Division of Wildlife in Gunnison at (970) 641-7060. Reference info: <https://cpw.state.co.us/thingstodo/Pages/Winter-Wildlife-Viewing-Tips.aspx> and <https://yocolorado.com/blogs/news/a-guide-to-winter-wildlife-viewing-in-colorado>





WINTER LIFE AT ARROWHEAD

ARROWHEAD PATROL



Patrol personnel regularly patrol the roads in Arrowhead both summer and winter. They are knowledgeable about Arrowhead and will gladly answer questions you might have. Suspicious activities should be reported to **Patrol**. However, accidents or crimes should be reported directly to the Gunnison County authorities by **calling 911**.

VEHICLES

Property owners are required to have Arrowhead Owner stickers on their automobiles, snowmobiles, RVs, horse trailers, UTVs and ATVs. Stickers should be placed in the corner of the windshield on cars and trucks, on the front cowling of off-road vehicles and near the hitch of trailers.



Guests must have passes displayed on their vehicles as well. Vehicle stickers and Guest passes are **FREE** and may be obtained from Patrol. If you sell or trade your vehicles, patrol would like to be contacted so that they can keep their records straight and up to date.

TRAFFIC CONTROL ON FILING ROADS: The Board established a speed limit for the Filing Roads in Arrowhead at twenty (20) miles per hour. All motorized vehicles shall be operated in a manner deemed reasonable and prudent for existing road conditions and pedestrian traffic. Use of snowmobiles and tracked vehicles are limited to groomed and/or marked trails, in conformance with the applicable Federal and State laws and regulations.



When the **FILING ROADS** are **CLOSED** for the winter season, the Arrowhead Improvements Association wants to remind all owners, residents, and their guest, to please stay on ALL GROOMED filing roads and marked snowmobile trails within the Association's subdivision. "Boondocking," "shortcutting" and/or "widening" of the filing roads are all considered off trail riding, which is a violation of the *AIA Regulations and a criminal trespass under state law. Off trail riding that results in property damage carries higher penalties.

*AIA Regulations - Article 7, section 2, subsections (E) & (F) and Colorado Revised Statutes - Criminal Code, section 18-4-504.



GUESTS

Guests are welcome at Arrowhead. Please remember that the guests on your property, whether accompanied by you or not, are required to adhere to all Arrowhead Rules and Regulations.

If you are expecting guests when you are away from your property, let your nearby neighbors and Patrol know that these folks have your permission to be there. It is also recommended that you give your guest a copy of the **Owner Information Quick Guide** (see page 26), which outlines the key essentials of knowing the "Who, What, Where and How" here at Arrowhead. On page 21 there is a **Guest Information Form** you can fill out and have available for your guests visiting your property when you are not there. Remember that an outdoor fire pit cannot be used by owners or guests unless authorized by Patrol.

As a courtesy to your neighbors, give them your phone number so they can contact you in case there are problems.

Guest parking will be provided on a limited basis. Guest passes will be provided to each lot owner and are available from Patrol personnel. Guest passes are to be placed on the dashboard of guest vehicles. Property Owners are responsible for their guests.

WINTER PARKING LOT USE

During the winter months, the firing roads in Arrowhead are closed to all vehicular traffic except for snowmobiles and other tracked vehicles. There is a Winter Parking Lot on the Alpine Plateau Road for **owners and their guests, only**. The Winter Parking Lot OPENS October 15th. It is located near the trash dumpster and the equipment building and you must have a numbered yellow Arrowhead sticker on your motor vehicles, trailers, snowmobiles, ATVs and UTVs in order to use this parking lot.



Patrol monitors the parking lot every day and unauthorized vehicles may be towed at owner's expense. There is a phone in the warming hut located in the southwest corner of the parking lot. The phone is for local or 911 calls only.

The main parking lot is frequently plowed during the winter season and all vehicles in this area must be moved during the plowing. For this reason, do not leave a vehicle in the main parking lot for an extended period of time that cannot be moved if the lot needs to be plowed. Instead, leave a spare key with Patrol or a neighbor so that your vehicle may be moved out of the way of snowplows if necessary.

Paid spaces will be provided for open or enclosed trailers. Enclosed trailers will park in the designated West side. Snow removal is not provided to this area; thus, these trailers will not be required to move when the lot is plowed. Open trailers will park on the North/West corner of the main parking lot. Spaces are available for a fee of \$50 per space. Contact Patrol to secure a long-term trailer space. Vehicles with diesel engines have priority for diesel parking spaces. There are now 30 diesel parking spaces. Assignment of these spaces must be reserved and paid for by October 1st. After October 1st, if space is available, assignments will be made on a first come basis. The fee* is \$265 for the season, \$25 a week or \$20 for the weekend. Contact Patrol to reserve a space and pay your fee. **Note: this fee is subject to change. Contact Patrol for current rates.*

Snowmobiles will be parked on the elevated West side area of the parking lot. Short-term parking of snowmobiles and UTVs will be allowed for a maximum of three (3) nights in the main area of the parking lot. Chaining multiple snowmobiles together in the vehicle parking is not allowed. During the winter months, it is highly recommended to check back to our **AIA website** www.arrowhead1.org for Winter Parking Lot updates and conditions.

Weekend vehicles with trailers are to park in the first-row south of the diesel parking. The vehicle and trailer both must have an AIA numbered sticker or Guest Pass. No parking will be allowed on the East side of the parking lot. The snowplow must have clear access through this area to dispose of snow during routine grooming and to provide emergency access.

Per our Gunnison County Land Use Permit, vehicles, snowmobiles and trailers can ONLY be parked in the parking lot starting on October 15th thru May 31st each year. All vehicles, trailers, snowmobiles, ATVs and UTVs left in the parking lot after May 31st may be impounded and charged a \$100 fee, unless other arrangements have been made. Vehicles remaining past 90 days in the impound area will be removed at owner's expense.

When leaving the lot on a snowmobile, please stay on marked trails and observe traffic rules.

SNOWMOBILE SAFETY TIPS

*(provided by the **Colorado Snowmobile Association** and the AVFD First Responders)*

1. NEVER travel alone.
2. Tell someone your destination, route and when you plan to return. Check in with that person when you return.
3. Do not drink and drive.
4. Slow down, especially at night.
5. Keep to the right when trail riding.
6. Watch for skiers, people on snowshoes, dogsleds and wild animals.
7. Use caution when crossing lakes and streams.
8. Dress appropriately and wear a helmet.
9. NEVER pull people on a rope behind a snowmobile; serious injuries have occurred.
10. Respect private property.
11. Be familiar with your snowmobile; carry extra spark plugs, drive belt, tool kit, shovel and a tow rope.
12. Carry a survival kit with map, compass, flashlight, extra food, water and clothing, sunglasses, first aid kit, pocket knife, whistle, waterproof matches, candles or other fire starters, space blanket, mirror for signaling, folding saw, two large trash bags that could be used for ponchos, and two-way radio or hand held C.B.
13. Watch for trail grooming equipment.



ROAD SAFETY



Speed limits on Arrowhead roads are 20 mph and 25 mph on the Alpine Plateau Road. These speed limits are for your safety as well as that of your neighbors and the wildlife and icy road conditions. Please use caution and observe the speed limits!! Watch out for road maintenance equipment, other vehicles, ATVs, snowmobiles, pedestrians and pets. As a courtesy, please reduce your speed when approaching pedestrians.

Winter conditions often dictate the need for reduced speed. Even though the Alpine is plowed, it may well be slick. Chains or 4WD are recommended during snow conditions. It is the responsibility of the driver going DOWN the Alpine to yield to vehicles coming UP the Alpine if the road is too narrow for both vehicles to pass.

Snowmobiles MUST stay on the marked snowmobile trails and groomed filing roads. The trails are marked with non-flexible poles and they will break if hit. Please do not go onto private property or common ground.

When the FILING ROADS are CLOSED for the winter season, the Arrowhead Improvements Association wants to remind all owners, residents, and their guest, to please stay on ALL GROOMED filing roads and marked snowmobile trails within the Association's subdivision.

"Boondocking," "shortcutting" and/or "widening" of the filing roads are all considered off trail riding, which is a violation of *AIA Regulations and a criminal trespass under state law. Off trail riding that results in property damage carries higher penalties. *AIA Regulations - Article 7, section 2, subsections (E) & (F) and Colorado Revised Statutes - Criminal Code, section 18-4-504. Do not snowmobile on the Alpine Road from the parking lot to Highway 50. **It is unsafe!!**

Residents and guests must provide their own transportation to and from the winter parking lot and their cabins. No shuttle service is provided by the AIA.

Phone boxes for emergency use are located in the warming hut at the winter parking lot, on the deck of the Arrowhead Mountain Lodge, and at the phone box about half way up the Alpine. These phones can be used for outgoing local calls, 911 emergency, credit card calls and 1-800 calls.



RUNNING DRIVEWAYS (BREAKING TRAIL) TO YOUR PROPERTY



During the winter months, **Arrowhead Patrol does not clear or run driveways (breaking trail) to owners' cabins.** (See [official notice dated Sept. 30, 2022](#).) Owners are directed to the [AIA Website](#) to check for advertisements in the [Business Directory](#) and/or the [Smoke Signals Newsletter](#) for persons offering to run/clear driveways.

It is strongly recommended that owners mark their own driveway. The following is suggested:

- A safe access and egress marked to and from the filing road and the cabin with pairs of poles at least 4 feet above ground level.
- If you have any questions, [contact Patrol for more specifics](#).

MUD SEASON



During the Winter and Spring THAW, please DO NOT try to drive your vehicle on the filing roads until we officially open the roads. If you do, just realize that the roads will be mushy and muddy....and you will either get stuck or tear the roads up. **We are not allowed to tow you out!!** Make sure to check our [Facebook page](#) and [AIA website](#) for notification when the roads are opened.



DESIGN REVIEW COMMITTEE (DRC)

A few tips from the Design Review Committee on getting projects started.

1. Before submitting your plans, you need to be very familiar with the **AIA regulations** pertaining to your project.
2. Forms required for submitting plans can be found on the **AIA website** on the **Design Review webpage**: <https://www.arrowhead1.org/design-review>
 - a. Construction Agreement
 - b. Plot Plan
3. Your plans need to be submitted to the Design Review Manager at least one week prior to the next Design Review Meeting. Please see scheduled meeting dates.
4. If you choose to submit your plans electronically, please send them in a PDF format.
5. All plans must include dimension numbers including the plot plan.
6. The DRC requires samples of the siding materials, colors, roofing color/materials and descriptions of all other finishes and colors to be utilized on the exterior of your building.
7. Construction signs need to follow sign regulation. Painting address on trees is not allowed.
8. If changes to original plans need to be made, please keep in mind that those changes need to be presented to the DRC for approval.



The Design Review Committee looks forward to working with all owners in getting their projects started and staying on track.

PROPERTY SAFETY

Outdoor fire pits:

1. Must be built to proper specifications. Guidelines are available from Patrol.
2. Must be inspected by Patrol upon completion and before usage by owner or guests.
3. Must have a permit renewed annually by Patrol.
4. Please follow Fire Restrictions that are posted throughout Arrowhead, on the **AIA website** and the **Arrowhead Facebook page**.
5. Water must be available when a fire is lit.



Fireplaces and wood burning stoves:

1. Dispose of ashes in a metal container. NEVER put ashes in the dumpster or in the forest.
2. Do not vacuum ashes out of a fireplace or stove.
3. Inspect your chimney annually.
4. Chimney fires can be extremely dangerous. Keep chimney fire extinguishers (Chimfex) handy in case of a chimney fire. (*Ask your AVFD Representative for product information.*)

Detectors in your home:

1. Install the proper number of smoke detectors and check them regularly.
2. Install a carbon monoxide detector. Fireplaces and stoves can produce the odorless, lethal gas.
3. Each household should have no less than three fire extinguishers. They should remain properly charged. If low, they can be recharged at Superior Alarm & Fire Protection in Montrose or Western Slope & Safety in Gunnison.



AVAILABLE SERVICES


Fuel Service:

Gasoline delivery to residents' tanks for off-road use is available from dealers in both Gunnison and Montrose. Home fuel delivery is not available in winter months due to road closures. **Be sure you prepare for your winter snowmobile gasoline needs ahead of the projected filing road closures.** Also, be sure your gasoline provider performs an annual safety check of your tank.

Garbage Service:

The garbage service is provided and maintained by the Arrowhead Improvements Association. The garbage dumpster/compactor is located at the south end of the winter parking lot next to the equipment building. There are landfill areas in Montrose and Gunnison. There are recycling centers in both Montrose (1901 6450 Road) and Gunnison (South 10th and Rio Grande).



When using the Trash Compactor, below is a list of items that are  NOT ALLOWED to be disposed:

HOUSEHOLD REFUSE ONLY!

- NO Appliances or Furniture
- NO Auto Parts
- NO Building Materials
- NO Burning/Smoldering Materials of Any Kind!!
- NO Cardboard
- NO Construction Debris
- NO Gas Grills
- NO Hazardous Waste Materials
- NO Oil Filters
- NO Paint
- NO Petroleum Waste (gasoline, diesel fuel, oil, hydraulic oil)
- NO Propane Bottles
- NO Scrap Metal (except food and drink containers)

- NO Appliances
- NO Auto Parts
- NO Building Materials
- NO Burning or Smoldering Materials of Any Kind!!
- NO Cardboard
- NO Construction Debris
- NO Furniture
- NO Gas Grills
- NO Hazardous Waste Materials
- NO Oil Filters
- NO Paint
- NO Petroleum Waste (gasoline, diesel fuel, oil, hydraulic oil)
- NO Propane Bottles
- NO Scrap Metal (except food and drink containers)

This is not intended to be an all-inclusive list so please use some good old common sense. **Just an FYI, we do have surveillance cameras in the area!!**



Forest Refuse Site (formally known as the **No Stump Dump**):

The Forest Debris Pile is burned in the winter under a permit from the State of Colorado which restricts the type of items that can be placed in the pile.

The Forest Refuse Site is provided by the AIA HOA for the exclusive use by its Association members ONLY! The site is CLOSED during the winter months and members will be notified via the AIA website and Facebook page when the site reopens for the season!! Only natural forest products may be deposited within the site. Please be mindful and respectful of these simple rules.

- NO Tree Stumps
- NO Household Materials
- NO Construction Materials



Logs that are suitable for firewood are to be placed in the separate signed area within the Forest Refuse site.

The site is located on the left side of the Alpine Plateau Rd., just south of Upper Spruce Road and before the first cattle guard.



Home Heating

Propane delivery is available from dealers in Montrose and Gunnison. Make sure your propane provider performs an annual safety check. It is important that you make arrangements for your propane home delivery prior to the winter road closures.

Electricity

Electricity is provided by Gunnison County Electric Association (970-641-3520). Power outages should be reported to the above number even if you think someone may have already done so; it helps the electric company know which areas of Arrowhead are affected by the outage.

Phone and Internet Service

The local phone carrier & internet service is available through Nucla-Naturita (970-862-9101). Cell phone service on the mountain is marginal, but many people have found that AT&T cell service works in many areas of Arrowhead and some have had good success by installing an AT&T booster or micro cell. Ask your nearby neighbors which cell service they use.

Water Service

Water service is provided by Evergreen Lake Water Company (970-862-8204), which is a completely separate business entity from the AIA. The water service is for domestic use only. Our AIA Covenants specify that "no lawn watering is permitted," as it may impede firefighting capabilities and alter the rural natural character of the area.

Occasionally, during system maintenance, the water supply becomes cloudy or brown. To clear up your water, run water at your outdoor frost-free tap for a short period of time.



SEPTIC TANK MAINTENANCE

Proper care for your septic tank is very important. Your septic tank and leach field functions through the use of living bacteria. Your septic tank should be treated with bacterial and/or enzymatic solutions on a monthly basis. Several products for your septic system are available at hardware/discount stores.

It may be necessary to have your tank pumped by a professional firm periodically. The frequency of having your tank pumped depend on several circumstances, such as the tank size, amount of usage, the age of the leach field, location of the tank and the makeup of the soil surrounding the leach field. Professionals say tanks may need pumping every five to seven years. Each tank is different.

The effectiveness of a septic system in treating sewage depends on how the homeowner uses and operates the system. Ideas to improve septic system performance include:

- 1. Minimize use of water.** Repair leaky faucets and toilets immediately. Shut off water while shaving and brushing your teeth. Hand wash dishes in the basin instead of under running water. Wash only full loads of clothes or adjust load level settings for smaller loads. Take showers instead of tub baths.
- 2. Minimize use of antibacterial products.** Do not use "every flush" toilet bowl disinfectants that are placed in the tank or bowl. Use the minimum amount of soap, bleach, or detergent necessary to do the job. Reduce the use of drain cleaners and antibacterial soap.
- 3. Avoid putting solid waste matter into your septic system.** Do not flush facial tissues, paper towels or personal hygiene products down the toilet. Use moderate amounts of white toilet tissue (dyes can be difficult for bacteria to break down). Buy toilet tissue brands that are marked as safe for septic tanks. Limit the use of a garbage disposal.



WINTERIZING YOUR PROPERTY

WINTERIZE YOUR VEHICLE



Are you ready? Here's some things you might want to think about as winter approaches:

- Is your car ready for the winter weather?
- Is your house ready for winter?
- Are your winter transportation vehicles tuned up and serviced?

These are things we who live in Arrowhead need to take care of prior to the onslaught of the winter season. Tires need to be checked for not only the proper tread depth but also for the proper tread type. In case you're not aware, there is a different rubber compound to winter tires versus summer tires and the tread pattern is different too. Good summer tires and some all-weather tires are just not good enough for constant snow use as we see here on the mountain.

Good traction enhancing devices are also essential. If you don't have chains or cables for your vehicle, now is the time to get them. There are several retailers in the area who sell them so take the time to buy them now. It beats having to get pulled out of the ditch by your fellow community members. Oh, and don't forget to put a shovel, a good ice scraper and maybe some kitty litter in for good measure. Without them you'll be in the ditch or not be able to climb up the Beaver Slide.



Take the time to have your battery checked, to make sure it's in good enough condition to withstand cold starting. It takes a lot more power to crank a cold engine with a cold battery than a warm one. Keep a set of jumper cables handy too. Have your vehicle serviced including new filters and an oil change.

Be prepared for winter travel. For safety, be sure you have a couple of blankets or a sleeping bag, some snacks and water and a flashlight in your vehicle in case you get stranded and have to wait out a storm. Being prepared decreases your chances of being a victim.

Also, don't forget to get those snowmobiles or UTV's serviced. Be sure they are ready to go as doing it now beats having to work on them in a blizzard when they won't start. Be sure to bring extra food and water on your snowmobile also. In the past we've had residents get stuck and not be able to make it home or to the parking lot and have to walk. Sure, it's only a couple of mile or so but it's still a pain and can be out and out treacherous, especially at night!!

PREPARING YOUR CABIN FOR WINTER

Below, you'll find a number of basic concepts to home winterization which, if done properly and in advance, can save you considerable amounts of time and money. As always, we preface all suggestions made below by recommending that professionals be contacted in seeking advice on the best approaches to winterizing your home for the cold and snowy season.

PLUMBING

The most vulnerable component of a home during the cold winter months is undoubtedly the plumbing system. It is also the most expensive to repair. Here are two steps you can do to effectively safeguard your plumbing against freezing temperatures and burst pipes.



Insulate Your Exposed Pipes

Any and all exposed pipes located in uninsulated areas of the home should be insulated properly. Ideally, you can apply a initial layer of wrap using heated electrical tape, then insulate with foam on top.

Seasonal Shut-off

If you know that your property will be uninhabited for several months over the course of the winter, you should definitely shut off the water supply and drain the entire plumbing system. If a pipe were to burst and then leak for a continual period of time your property damage could be beyond repair.

Avoid Freezing of Pipes

By turning off your water in the event you're gone for an extended period of time, it's recommended to safeguard against the freezing of your pipes. This can be done simply by turning off your home's water valve. Once the supply is properly shut off you should then turn on all faucets and flush all toilets to fully drain excess water from the tank and lines. Lastly, set the thermostat to 55 degrees, this being the recommended safe zone for full prevention.

CHIMNEY AND FIREPLACE MAINTENANCE

Your chimney and fireplace should be cleaned once every year. A hired chimney sweep can check for any unwanted build-up in your chimney such as birds nests, squirrels, or any other undesirable critters. The flue damper should be checked to see that it opens and shuts fully. You should also determine that the chimney will draw up the fire and smoke properly. You can test this by rolling up several pieces of newspaper. Then with the fireplace damper open, light the newspaper inside the fireplace. The smoke should rise up the chimney. If it doesn't, you clearly have an obstruction and need to contact a professional to schedule a chimney cleaning.

ADDITIONAL SUGGESTIONS

- ✓ Have plenty of candles, matches, flashlights, and batteries for them on hand in case electricity goes out.
- ✓ Purchase a snow blower for your driveway/walkways and a smaller one for your deck if applicable.
- ✓ If you already own these mechanical life savers, have them serviced. These machines being at-the-ready will save you and, more specifically, your back from the perils of what may seem, at times, like a relentless amount of shoveling.
- ✓ Arrange with a neighbor to check on your home if you know you will be away from it for an extended period of time.
- ✓ Restock wood supply.
- ✓ Have non-perishable food supply stocked in case of extended power outages.



ARROWHEAD VOLUNTEER FIRE DEPARTMENT & ARROWHEAD FIRE PROTECTION DISTRICT



The Arrowhead Volunteer Fire Department (AVFD) is prepared and trained to handle fires, medical, and search and rescues. All property owners are welcome and encouraged to become members of the AVFD and may attend all business meetings of the AVFD as well as the Arrowhead Fire Protection District (AFPD). Auxiliary members are always need, as well!!



The Training meetings are designed to keep our emergency response teams well prepared and able to respond to any accident, illness call or fire in the neighborhood. Firefighter training, First Responder training and regular training involving all volunteers including communications, equipment upkeep and traffic control is held on a weekly basis. Training/educational programs are provided throughout the year. Most of the programs are available at no cost to the participant. A few of the programs include fire safety, living with our wild animal neighbors, first aid classes including CPR/AED and other important information designed to keep our community safe and healthy.

You are encouraged to join the AVFD team and there are a multitude of areas in which your help is needed. No prior experience is necessary.



VOLUNTEERS ARE ALWAYS NEEDED

Volunteers are the lifeblood of the AVFD. If you would like to join the teams working as a Dispatcher, First Responder, Firefighter, or can be available for equipment maintenance upkeep, contact the AVFD fire chief at avfdchief2023@gmail.com for information. **No experience is necessary** and training is provided.

CALL 911 TO REPORT ANY EMERGENCY!

All medical emergencies, reporting a fire or Search and Rescue situations must go thru 911 and they will contact the AVFD for appropriate action.

An advertisement for the Gunnison Regional Emergency Alert System. It features a dark background with a QR code on the left and a smartphone, tablet, and laptop displaying maps on the right. The text reads: "Powered by GEM", "KEEPING YOU AND YOUR FAMILY Alerted in Emergency Situations", and "Register now". A circular logo for "GUNNISON REGIONAL ALERTS" is in the top right corner.

Click here to be taken to the new **Gunnison Regional Emergency Alert System** to fill out the appropriate information to be notified by your local emergency response team in the event of emergency situations or critical community alerts.

MOUNTAIN EVACUATION

If it becomes necessary to evacuate all or a portion of the Arrowhead subdivision, due to a wildfire or other disaster, property owners will be notified in the following manner: The fire department will utilize the emergency phone network available in Gunnison County. All residents with a registered phone number will receive a recorded phone call notifying them of the nature of the need to evacuate, the evacuation route and/or the available safe area where additional information can be obtained. An estimated time frame of the event may also be given. Please register your phones to be sure you receive the CODE RED calls. IT COULD SAVE YOUR LIFE. To register your phone number, [click here on the](#)



Gunnison County site or visit: <https://gunnison.genasys.com/portal/en> You can register your Arrowhead home phone number or your cell phone. You can also register to receive a text notification.

Door to Door

If it is safe, then Gunnison County Emergency personnel, County Sheriff personnel, Colorado State personnel, Arrowhead Patrol personnel and/or volunteers will go door to door to notify you of the timing and direction of evacuation. It is important that you always register your arrival and departure dates with the Arrowhead Patrol so you can be notified in emergency situations such as fire evacuations.

ADDRESS MARKER SIGNS: The Arrowhead Fire Protection District places official address marker signs on the RIGHT side of the driveway to each developed (RV pad or Home) lot. For driveways with multiple addresses, a tall sign listing all of the lot numbers on that driveway is placed at the entrance just off the filing road. Then individual driveway markers are placed on the right side of each driveway. These signs are grey with white light-reflective numbers so that firefighters and first responders (including the AIA Patrol), can easily locate addresses under all weather conditions when an emergency call is received.

It is vital that these signs NOT be removed or relocated because emergency responders are expecting them to be located on the right side of each driveway and moving them may delay emergency services. Also moving these signs to a different location may impact buried electrical, telephone or water lines. Please contact the AIA Patrol for the driveway sign request application.

For issues with the location of these signs, please contact our AVFD Fire Chief at avfdchief2023@gmail.com Once the process for locates is completed a sign will be installed.

AED systems are installed throughout the community, and are available to the public in the event of a cardiac emergency. (See the back cover of this booklet for map of AED locations.) In the event one is needed be sure and **call 911** to get medical assistance headed to you. The AED units will guide you through the procedure. Knowing CPR is advisable, and the machine will walk you through the rest until a medical team arrives.

WHAT YOU CAN DO TO ASSIST IN AN EVACUATION

Please follow Traffic Control Volunteer instructions regarding evacuation routes either to a safe zone or off the mountain. Unnecessary traffic down the Alpine Plateau Road to Hwy 50 could hinder emergency vehicles trying to get to Arrowhead to assist with the emergency. If there is time before an emergency, a pre-evacuation will be announced. A pre-evacuation is strictly voluntary. This would be a good time to remove your RV, take your pets and personal belongings off the mountain.

Once an evacuation is announced you will NOT be allowed to tow anything behind your vehicle as the evacuation route may be too difficult to tow something and this could put you and others in danger.

The Arrowhead Fire Protection District is a separate governmental entity (municipality) of the state and county that has a myriad of statutory responsibilities; including the levying of taxes for the purpose of providing fire protection to the residents of a particular area, in this case the Arrowhead Fire District. Therefore, the Arrowhead Fire Protection District is responsible for setting up its own notification data base in order to disseminate vital information to the members within its own fire district.

In an effort to communicate and expedite vital State, County and public safety information and critical alerts for the many property owners and residents within our Arrowhead Fire Protection District (AFPD), the AFPD Board of Directors has established an Email Blast Notification System. To ensure that property owners and residents receive these critical alerts and information about possible emergencies and evacuations, it is HIGHLY RECOMMENDED that you sign up to the Arrowhead Fire Protection District EMAIL NOTIFICATION SYSTEM.

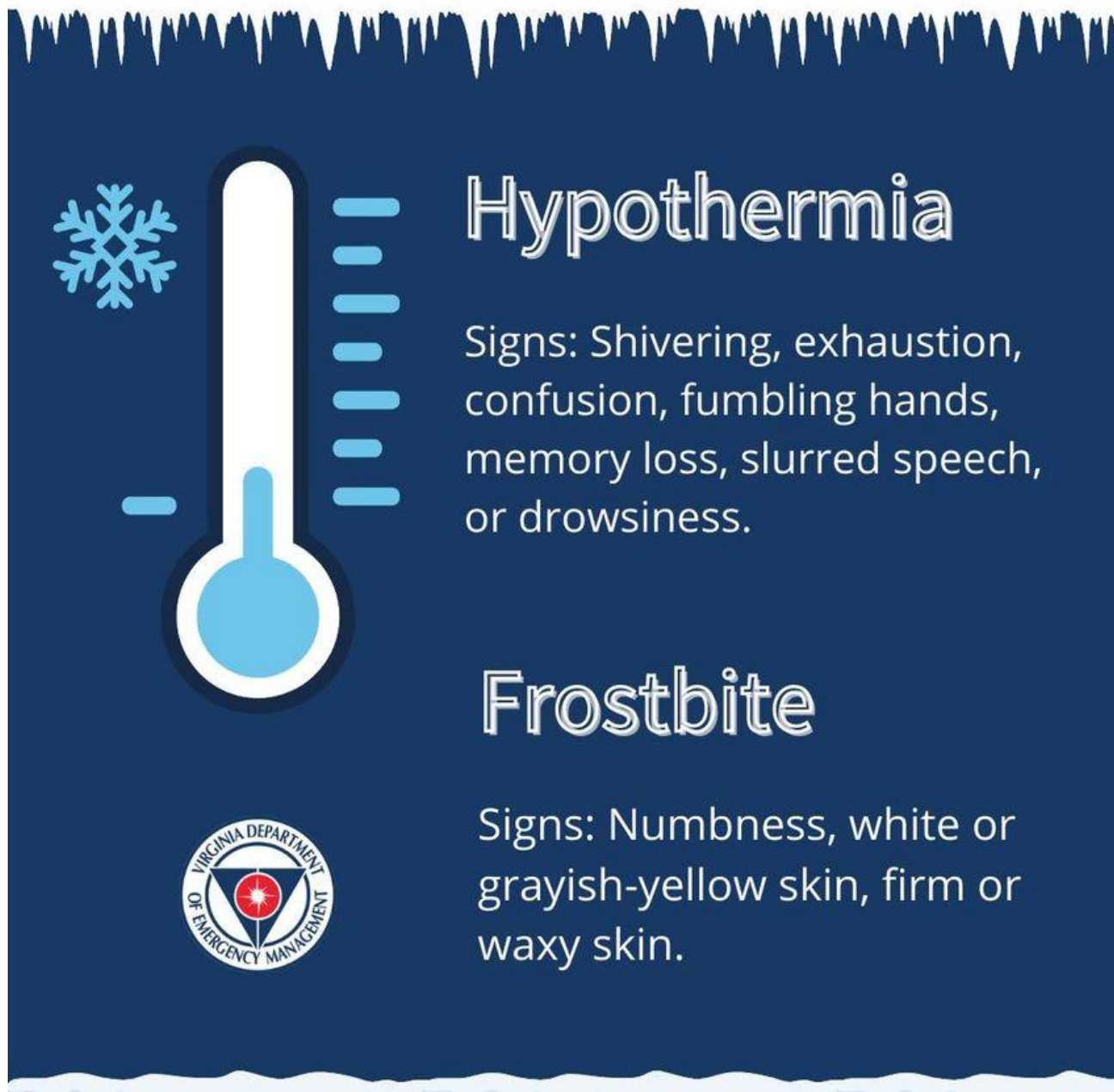


CLICK HERE and please take a moment to fill out the **online FORM REQUEST** to be notified by the Arrowhead Fire Protection District (AFPD) and Volunteer Fire Department (AVFD), in the event of emergency situations or critical community alerts. This Notification Blast system is confidential and only for owners & residents within Arrowhead Fire Protection District.



WHAT TO DO FOR HYPOTHERMIA AND/OR FROST BITE

We get calls each winter for folks who are experiencing frost bite and/or hypothermia. These issues are nearly 100% preventable if you take care to address the cold with a warm house, warm clothing and understand the dangers of cold temperatures and wind chill as you go thru the neighborhood on your snow machine, cross country skiing, hiking, snow shoeing or out gathering wood or shoveling snow.




The infographic is set against a dark blue background with a white snowflake icon on the left. A large thermometer is positioned vertically, with a blue liquid level indicating a low temperature. To the right of the thermometer, the word 'Hypothermia' is written in a large, white, serif font. Below it, the signs of hypothermia are listed in a smaller white font. Further down, the word 'Frostbite' is written in the same large, white, serif font, followed by its signs in a smaller white font. At the bottom left, there is a circular logo for the Virginia Department of Emergency Management, featuring a red star in the center and the department's name around the perimeter.

Hypothermia

Signs: Shivering, exhaustion, confusion, fumbling hands, memory loss, slurred speech, or drowsiness.

Frostbite

Signs: Numbness, white or grayish-yellow skin, firm or waxy skin.



Here are some facts about hypothermia and frost bite:

- 1. Hypothermia has symptoms you should know:** Shivering early is your body attempting to raise your body temperature but as the problem progresses it can affect your speech, you become confused, sleepy, and your heart rate may increase and you may also feel sick, dizzy and even hungry. These symptoms may progress slowly so someone with hypothermia usually is not aware of the problem and often denies having a problem.
- 2. Hypothermia can be a problem indoors:** Yes, you do risk getting it if you fall face first in a snow bank or falling in the fish pond thru the ice but it is usually not so dramatic. Usually it occurs indoors! Mayo Clinic explains "An older person may develop hypothermia if exposed to indoor temperatures that are usually fine for a younger or healthier adult."



3. **It only takes a few degrees of a drop-in body temperature.** The difference between being fine and having a problem is only a few degrees and the condition can set in if your temperature drops from 98.6 to 95. So, if the outside temperature is below 50 degrees F, (air or water) don't be showing how tough you are by traipsing around in t-shirts and shorts as my grandson does. Dress warmly.
4. **Dehydration and hypothermia** ...a deadly combination. This is because water holds its warmth more than almost any other substance so having adequate fluid in your body helps maintain your core temperature and your blood volume is able to circulate enough fluid to your muscles and internal organs to keep you functioning.
5. **If you even suspect someone is suffering from hypothermia call 911!** Time is of the essence because severe hypothermia can kill quickly! If outdoors moving to a warm location is warranted, but do not move quickly or roughly as jarring them can cause irregular heartbeat. If they must remain outdoors remove wet clothing and wrap in dry warm blankets or even your own dry clothing as a last resort until rescue can happen. Do NOT warm their hands and feet as this drives the cold blood to the heart and may lead to heart failure. Warm the body core first. Warm fluids are ok, no caffeine.
6. **Alcohol is not a preventative for hypothermia.** You may feel warm and fuzzy from a few drinks, but alcohol lowers your body temperature, dilates your blood vessels under your skin so more blood is brought to the surface so you may feel warmer. Add impairment from alcohol with regard to judgment and winter becomes a lot more dangerous.
7. **Windchill is extremely dangerous.** Consider not only the wind and air temperature but when on a snowmobile understand that the speed of the machine and the wind speed must be considered. For example, if the air temperature is
8. **5 degrees and the wind is blowing at 10 mph add the speed you are traveling with the snowmobile to the wind temp...** say 30 mph, this makes the windchill a balmy -22 degrees and frost bite can occur in 30 minutes!
9. **Frost bite:** You have frostbite when your body tissue freezes. Of course, the most susceptible parts of your body are the exposed ones...fingers, nose, ears and toes. Symptoms are loss of feeling in the extremity and a white or pale appearance. This calls for immediate attention and the extremity should be SLOWLY re-warmed but only if it can be kept warm until medical personnel have arrived. Do not use direct heat from heating pads etc.

Take care this winter, be safe, have fun and we will be waving at you as we see you in the neighborhood.

Your AVFD First Responder Team

You can visit the **Arrowhead Fire Protection District (AFPD) Website** at: <https://afpd.colorado.gov/> or checkout their **Arrowhead Fire Protection District – AFPD Facebook page** for the latest and most urgent information.



Cheri Ratliff-March 2008

The information posted in this Arrowhead Improvements Association, Inc. (the AIA HOA) "Living In Arrowhead" publication and the AIA website (arrowhead1.org), is intended to provide general knowledge that may be of interest to the Association members and their guest. The Arrowhead Improvements Association, does not warrant the accuracy of page(s) and webpages(s) that are provided by Arrowhead Fire Protection District (the AFPD). The AIA HOA disclaims any liability whatsoever in connection with the AFPD information that appears in this publication and is not its author. AIA HOA is not responsible for, and does not undertake any duty to provide owners with up-to-date fire restriction information. Please contact AFPD for the most current information.





On the following pages are forms you may use to provide medical information about yourself in the event first responders are called to your house for a medical emergency.

In the meantime, enjoy your Arrowhead time with family and friends.

To keep all owners, their guests and/or renters informed about the who, what, where and how at Arrowhead, we now have an Owner Information Quick Guide and Handout. **See page 26 to download and/or print.**



If you have not already done so, please check in with Patrol by calling 970-209-6335.

The street address here is: _____

The phone number is: _____



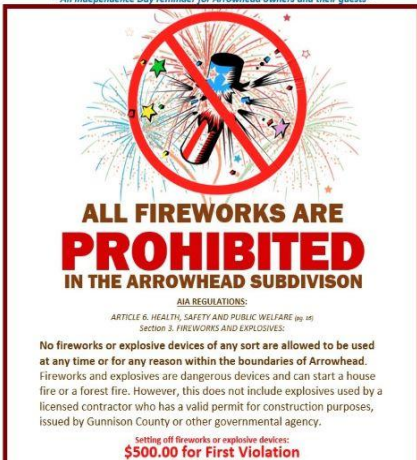
The speed limit in Arrowhead is 20 MPH!!

Watch out for wildlife on the roads. Slow down when approaching pedestrians or people on ATVs and try not to engulf them in clouds of your road dust.



Campfires are only allowed in approved fire pits. Keep your campfires small and manageable (NO bonfires, please) and be sure to have a bucket of water nearby. Never leave your campfire unattended.

An Independence Day reminder for Arrowhead owners and their guests



All **Fireworks Are PROHIBITED** in the Arrowhead Subdivision.

Please keep noise levels down so as not to disturb our neighbors. Respect the quiet peace of the forest and our community



MEDICAL INFORMATION FOR FIRST RESPONDERS



How to Set Up Your VIAL OF LIFE Kit:

1. Fill Out the Vial of Life Form

- Fill out the form located on reverse side. Answer all or any pertinent questions. All fields are optional.
- Make blank copies of this form to keep information current or go to VialofLife.com to maintain and store updated information online.



2. Prepare Your Plastic Baggie


- Place one Vial of Life decal on the front of a plastic baggie. Fold filled out form and place in the baggie.
- You may also consider adding the following items: Copy of EKG, DNR (Do Not Resuscitate), Living Will or Equivalent, Recent Picture of Self.

3. Place Baggie on Fridge Door

- Securely tape the plastic baggie to the front of your fridge. Place the baggie at eye level so that first responders can easily find your complete medical information.

4. Place the Second Decal on Your Front Door

- Place the second decal on your front door at eye level. This lets your local first responders know where your medical information is located.



Thanks to the Vial of Life, first responders will have all the medical information they need to best treat you...

Allergies to Medications
<i>Allergic to Penicillin and Anticonvulsants</i>
Doctors Name and Telephone Number
<i>Dr. Gerald Johnson 555-688-7787</i>



Save, Update and Print Your Medical Information Online at:

VIALOFLIFE.com



VIAL OF LIFE

Medical Information Form

VialofLife.com • 1-888-724-1200

DATE COMPLETED:

FIRST NAME		INITIAL		LAST NAME		SSN	
STREET		CITY		STATE		ZIP	
TELEPHONE							
DOB	MALE/FEMALE	HEIGHT	WEIGHT	HAIR COLOR	EYE COLOR	BLOOD TYPE	RELIGION
List Hearing Difficulties					DENTURES UPPER LOWER		UNABLE TO SPEAK <input type="checkbox"/>
List Vision Difficulties					PRIMARY LANGUAGE (IF NOT ENGLISH)		
Identifying Marks							
Current Medical Conditions							
Past Medical Conditions							
Current Medications: Dosage & Frequency							
Allergies to Medications							
Doctor's Name & Phone Number							
Last Hospitalization							
Special Instructions (Such as Health Directives, Etc..)							
Health Insurance Policy							
Emergency Contact - Name, Address, Phone Number, & Relationship							
PRINT CLEARLY • FOLLOW DIRECTIONS ON BACK TO STORE ON REFRIGERATOR							



Vial of Life.com

Decals



To inquire about services on the mountain, check out the Arrowhead Business & Services Directory



AIA Business
Directory

^ Home Page

Construction & Home
Improvements

Financial Services

Home Decor

Hotel & Lodging

Landscaping &
Driveway
Maintenance

Real Estate

Rentals



ARROWHEAD
IMPROVEMENTS ASSOCIATION, INC.

Always check back to our website www.arrowhead1.org.
On any device, **Bookmark and/or create a shortcut** so you
can be update-to-date on all things Arrowhead!





AIA Property Owner Information

Important Phone Numbers

- Emergency Fire and Medical - call **911 (Gunnison)**
- Arrowhead Patrol - call or text (970) 209-6335
- Arrowhead Firehouse - (970) 862-8330
- Evergreen lake Water Company - Office 970-862-8204 (Emergency 970-862-8211)
- Gunnison County Electric Association - 970-641-3520 (including reporting power outages)
- Nucla-Naturita Telephone and Internet - Arrowhead: 970-862-9101 or Primary: 970-864-7335

Steps to Take Before You Alter Your Property

- Please Read the Covenants and Regulations: www.arrowhead1.org/governing-documents-regulations
- To put in a driveway, Contact the Design Review Manager to apply for a permit.
- If you are installing utilities you MUST contact the Design Review.
- Before you build, read the [Design Review Guidelines](http://www.arrowhead1.org/design-review) and call the Design Review Manager to schedule a driveway walk-in and apply for required permits: www.arrowhead1.org/design-review
- Before you cut trees, contact the AIA Forest Manager: www.arrowhead1.org/forest-management



All Arrowhead in Gunnison Country owners, their guest and residents, are encouraged to read our "Living in Arrowhead" publication. This publication is a handy reference guide designed to provide information about the community and nearby amenities. Please note, this booklet does NOT take the place of the Arrowhead Covenants, Regulations or any other official AIA governing documents. You can find this booklet on our website at www.arrowhead1.org

AIA Patrol:

CALL 970-209-6335

Email:

arrowheadpatrol@gmail.com



Patrol is your friend and neighbors! Our agents handle so many details for the owners in Arrowhead. Here's just a few:

- Firepit Approval (annual inspection required)
- Issue stickers and visitor passes that are REQUIRED for all vehicles using AIA filing roads.
- Issue Fishing Passes for Flint Lakes, as REQUIRED.
- Neighbor Concerns
- Regulation Information
- Inspect and tag driveways for winter months.

Design Review Committee:

DRC Manager:

Joanie Thompson

jthompsonaia.drc@gmail.com



All property changes and/or exterior improvements MUST be sent to the Design Review Committee (DRC). There are procedures that must be followed per our Regulations. Failure to do so could result in \$500 fines. Some projects require a permit and some are just approved and updated in our files. Contact the Design Review Committee before starting ANY project. Visit the webpage: www.arrowhead1.org/design-review

Forestry:

Are you wanting to take out a few trees? You can only remove any tree on your property that is dead. All other trees over 2 inches in diameter at 4'6" above ground, must have approval from our Forest Mgr. Removal of live trees without a permit could result in a \$500 fine, per tree. The Forest Mgr. will also answer questions on mitigation and tree health. He can also help you identify for removal, trees that are a danger to existing or planned structures and parking areas. www.arrowhead1.org/forest-management

Forest Manager:

Arrowheadforestmanager@gmail.com



Forest Refuse Site:

Located: Left side of the Alpine Plateau Rd, 1/4 mile south of Upper Spruce Rd...before the cattle guard. Contact Forest Manager for further information. This site is ONLY for forest mitigation materials.

- NO STUMPS!
- NO CONSTRUCTION MATERIALS of any kind are allowed!



Trash Compactor: located in the Winter Parking Lot on the East end of the equipment building.

- Household trash only: **NO Cardboard!!** Do not leave bags of trash outside compactor. Be sure to fasten both locks due to BEAKS!
- Visit webpage to read: **IMPORTANT: RULES FOR THE USE OF THE TRASH COMPACTOR:** www.arrowhead1.org/maintenance-improvements

Offsite Landfill and Recycling options are available in Montrose and Gunnison counties.

Other things to remember... www.arrowhead1.org



Arrowhead (AIA) Filing Roads Speed Limit is 20mph ALL YEAR round!

During the Winter months, the filing roads in Arrowhead are CLOSED to all vehicular traffic except for snowmobiles and other tracked vehicles.



Emergency Address Signs: The reflective signs with your property address are on the right side of the driveway to assist emergency access for the **Arrowhead Fire Protection District (AFPD)** and should not be moved, removed or altered!!



Lakes & Fishing: There are three (3) lakes available to AIA property owners and their guests: Flint Lakes, Evergreen Lake and Hazel Lake. Fishing is available at Flint Lakes and at Evergreen Lake only. The AIA, through its' board of directors, regulates stocking of the Lower Flint Lakes and has set a catch limit of three (3) fish per person per day. **Fishing Passes for Flint lakes is Required.**



Living with Wildlife: Feeding wildlife can be dangerous, if not illegal! To find more information about the wildlife in our neighborhood and fishing at our local lakes, please refer to the current Living in Arrowhead Booklet that can be found on our website at www.arrowhead1.org



Pets must be leashed or kept under owner control AT ALL TIMES!! Please DO NOT bag their droppings and leave them alongside a road or trail. If you do bag the dropping, take it with you.



Renting Your Property: Owners are responsible and accountable for their guests' noncompliance to the regulations. Renters must be given information about our community.



RV Campers & Visitors: as a property owner, you can camp all summer! One (1) guest RV can stay for 14 days each calendar month. If you plan to have more than the one guest RV, you must contact the Board of Directors for an exception.



Volunteering: Our community depends on volunteers for almost everything. Please look at the website for ways to get involved at www.arrowhead1.org



We are so happy to WELCOME you to the mountain. We hope that you will help us keep Arrowhead the beautiful community it has been for the last 40+ years.

You can find additional information on our AIA website at www.arrowhead1.org

To stay digitally connected to our community for important updates:

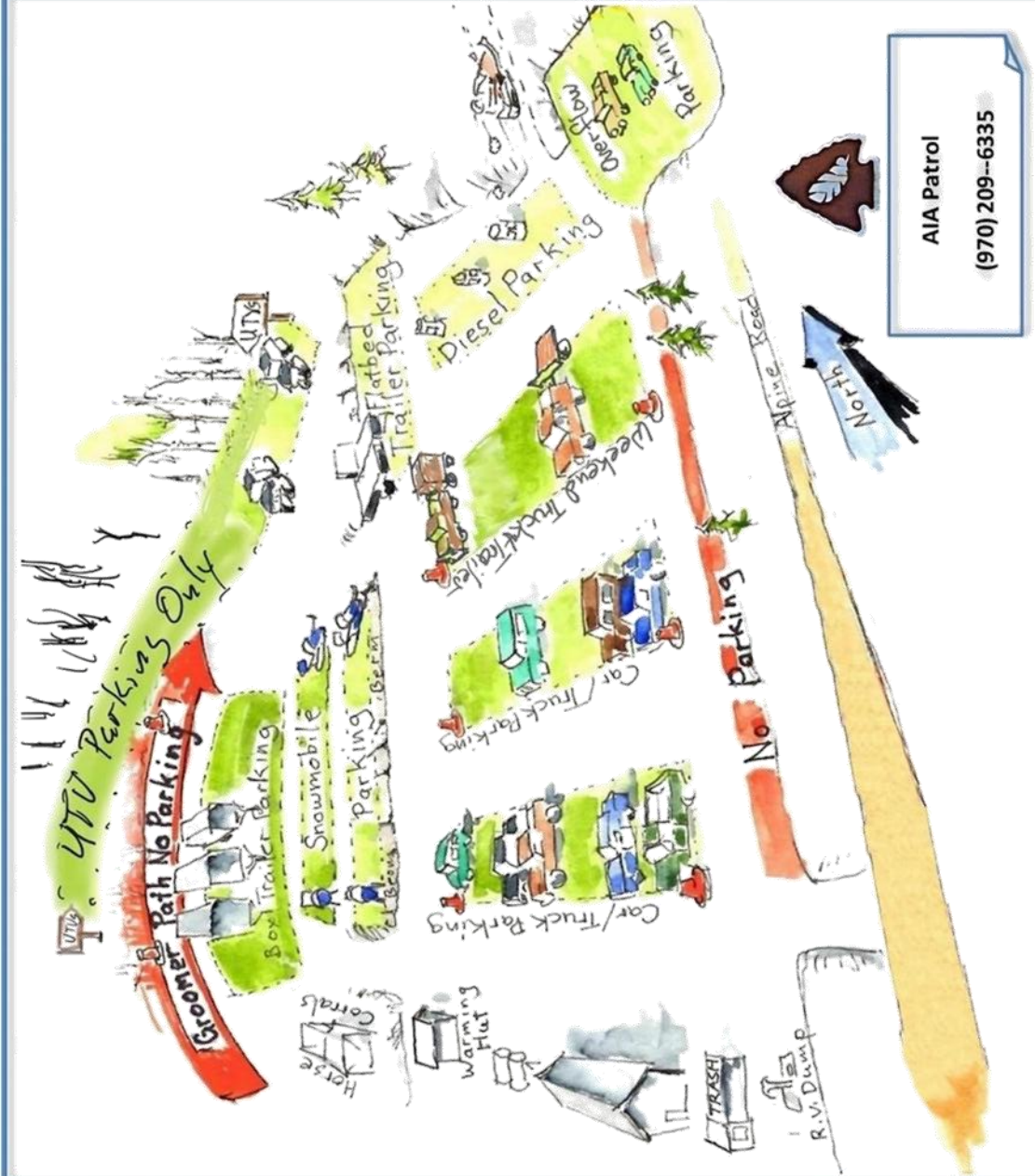
- Visit our Facebook page: [f Arrowhead Improvements Association - AIA](https://www.facebook.com/ArrowheadImprovementsAssociation)
- Join our Blast Email Listing

And Most Importantly . . .

Get to know your neighbors--they are a wealth of information!!

AIA Winter Parking Lot

- Opens October 15th and closes on May 31st. (CLOSED during the Summer months)
- All vehicles must be registered with Patrol and display a yellow Arrowhead sticker or guest pass. This includes cars, trucks, trailers, snowmobiles, and UTVs.
- Parking is limited to the areas indicated in **GREEN**.
- Property owners are permitted on-highway vehicles in the main parking area only.



- Individual cars and trucks are to park in the main area, aligning with the orange cones. Do not extend the south end of the vehicle past the line designated by the cones.
 - Snowmobiles are to park above the berm on the west side of the parking lot.
 - Tracked UTVs (Geezer:mobiles) are to park between the signs, located on the NW corner hillside.
 - Box trailers are to be parked on the West hillside. See below *Required Fee Schedule* or contact *Patrol*
 - Flatbed trailers are parked in the NW corner of the main parking area. See below *Required Fee Schedule* or contact *Patrol*
 - Weekend truck and trailer parking is in the NE corner of the parking lot. (No fee but a time limit is imposed).
 - Limited electrical hookups are available on a first-come-first-serve basis. See below *Required Fee Schedule* or contact *Patrol*
- ### No Parking Areas
- East side of the main area next to the large berm.
 - Behind the box trailers.
- ### Other Dos and Don'ts
- Do not leave your snowmobiles or UTV vehicles in the regular parking areas if you will be off the mountain for more than 2 days (48 hrs).
 - You must be here to remove your vehicle when maintenance is plowing the lot. If you cannot remove your vehicle, you must make arrangements with a neighbor or patrol for help.
 - Never chain snowmobiles together.
- ### AIA Winter Parking Lot Required Fees
- Electrical Hook-Ups: \$265.00**
Flatbed & Box Trailer parking: \$50.00





ARROWHEAD

IMPROVEMENTS ASSOCIATION, INC.

Arrowhead Patrol

Phone or Text
970-209-6335

**IN CASE OF EMERGENCY
CALL 911**

